

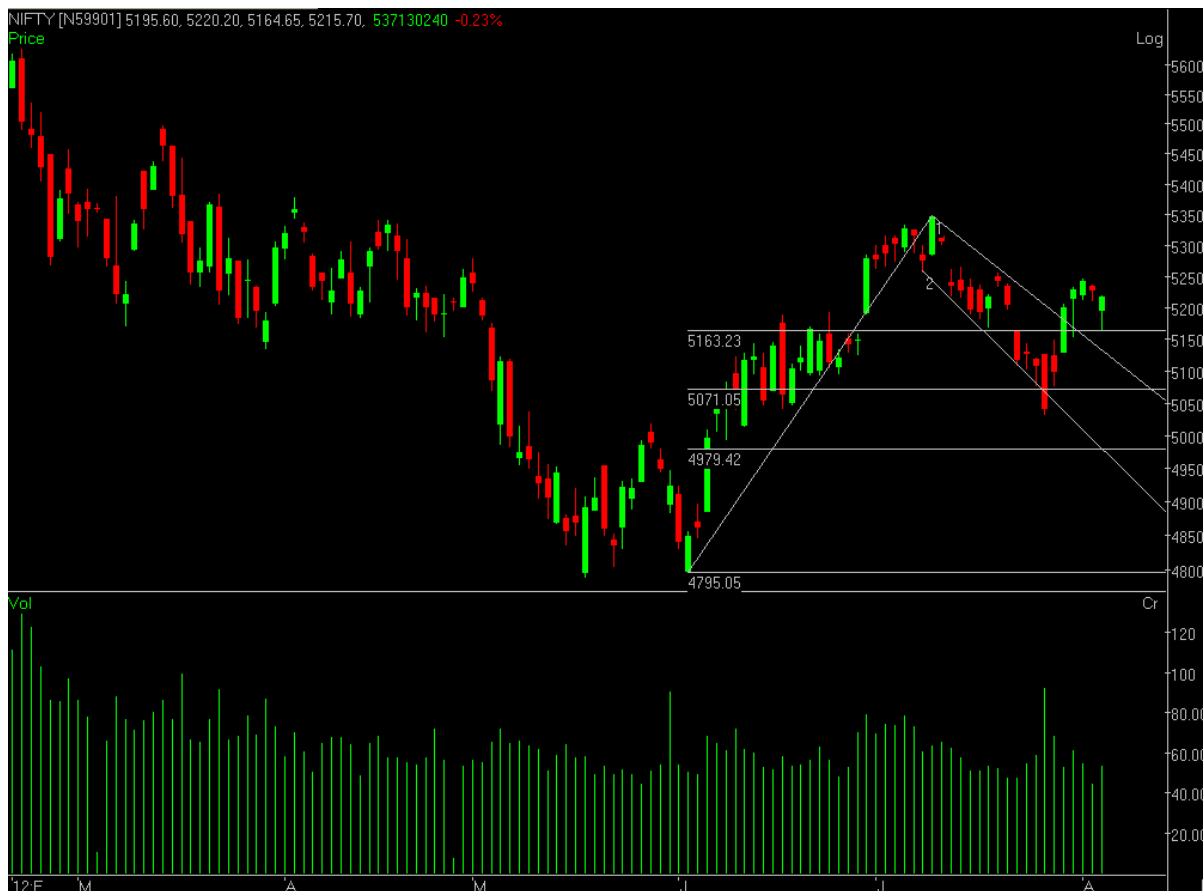
Monday, August 06, 2012

The Trend Today



Santosh Kumar Kejriwal Securities Pvt. Ltd.

Market Outlook



Nifty Technical outlook for the day

With a rounding top kind of formation on the charts, we saw the market opening with a gap down on Friday. But as a sign of strength, markets gave a pullback eventually filling the gap after taking support at the level of ~5160 that is also the 33% retracement level for the previous up move. We believe that with positive cues from the global markets, 5250 is the next level for today. This can also be conformed to a positive breadth that the market projected on Friday. We believe that the market will continue with the uptrend further only because there is no strong case for the trend reversal for today.

The trend deciding levels for the markets are expected to be the following:

	S2	S1	PIVOT	R1	R2
NIFTY	5144.63	5180.16	5200.18	5235.71	5255.73
SENSEX	16963.03	17080.48	17144.42	17261.87	17325.81

Stock Picks

DRREDDY

BUY

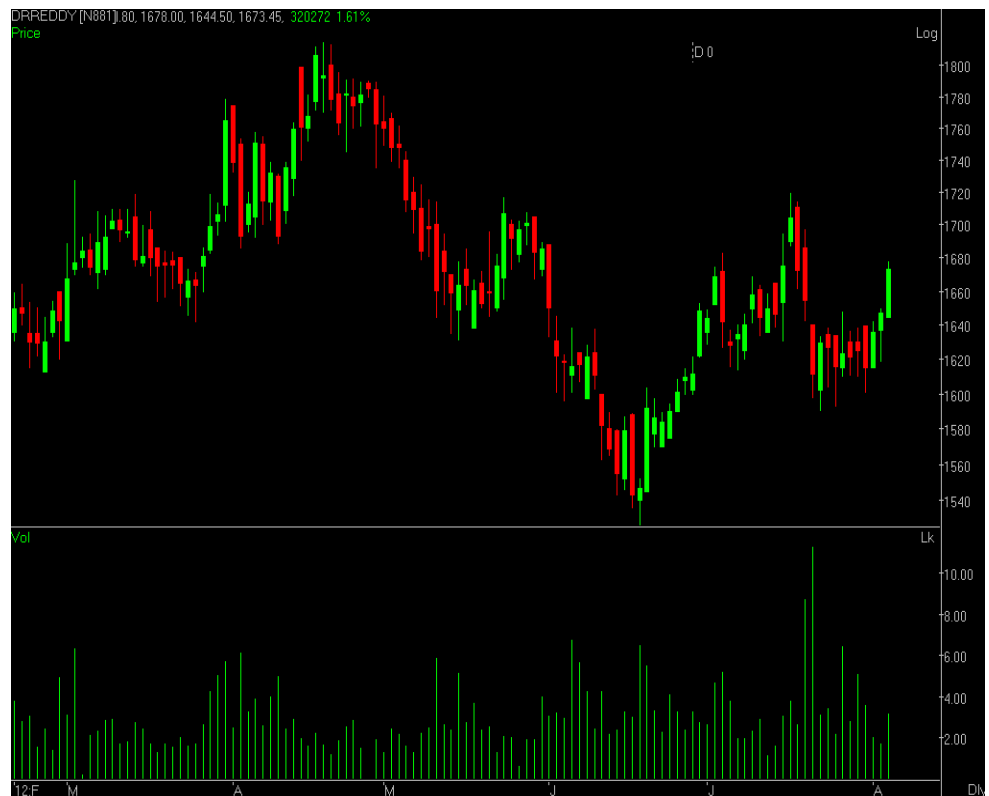
CMP: 1673

TGT1: 1720

TGT2: 1800

Stop Loss: 1630

The stock breached a line formation that can be considered a part of a bullish head and shoulder formation. The stock is expected to test the neckline of the pattern and if the line is breached we may see a healthy move up.



PNB

BUY

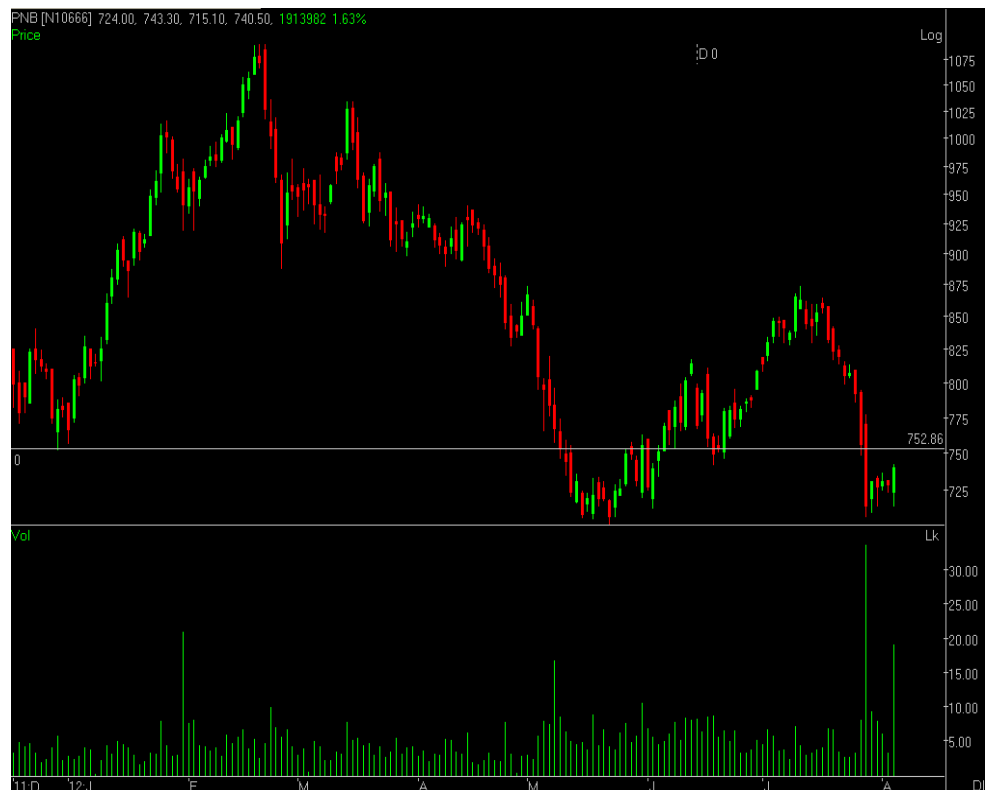
CMP: 740

TGT1: 800

TGT2: 825

Stop Loss: 715

After falling off the cliff, the stock took support at a level of around 710. After a small consolidation, a bullish engulfing pattern can be seen on the chart. This makes PNB a good risk to reward play.



Pivot Levels for the Day

Company Name	Close (In Rs)	Pivot Point	R1	R2	S1	S2
ACC	1308.70	1309.60	1314.10	1319.50	1304.20	1299.70
Ambuja Cement	182.60	182.98	184.57	186.53	181.02	179.43
Asian Paints	3757.25	3717.07	3809.13	3861.02	3665.18	3573.12
Axis Bank	1041.10	1041.38	1050.77	1060.43	1031.72	1022.33
BHEL	225.15	222.92	228.13	231.12	219.93	214.72
BPCL	353.00	351.88	358.47	363.93	346.42	339.83
Bajaj Auto	1610.40	1608.28	1621.07	1631.73	1597.62	1584.83
Bank Of Baroda	650.30	650.05	655.10	659.90	645.25	640.20
Bharti Airtel	296.50	296.53	299.27	302.03	293.77	291.03
Cairn India	334.60	331.98	338.27	341.93	328.32	322.03
Cipla	349.90	349.55	354.10	358.30	345.35	340.80
Coal India	344.00	341.35	347.65	351.30	337.70	331.40
DLF	207.45	206.08	209.67	211.88	203.87	200.28
Dr Reddys Lab	1673.45	1665.32	1686.13	1698.82	1652.63	1631.82
GAIL India	357.10	355.20	361.40	365.70	350.90	344.70
Grasim Industries	2910.95	2907.47	2928.48	2946.02	2889.93	2868.92
HCL Tech.	522.40	521.00	524.90	527.40	518.50	514.60
HDFC	699.35	695.82	703.53	707.72	691.63	683.92
HDFC Bank	588.20	585.65	591.55	594.90	582.30	576.40
Hero MotoCorp	1959.10	1960.65	1971.75	1984.40	1948.00	1936.90
Hindalco	116.70	116.78	118.12	119.53	115.37	114.03
Hindustan Unilever	466.60	467.32	469.13	471.67	464.78	462.97
ICICI Bank	939.95	941.48	950.47	960.98	930.97	921.98
IDFC	130.55	130.68	131.82	133.08	129.42	128.28
ITC	259.35	259.30	260.95	262.55	257.70	256.05
Infosys	2208.50	2203.65	2222.20	2235.90	2189.95	2171.40
JP Associate	73.35	73.23	74.57	75.78	72.02	70.68
Jindal Steel & Power	396.35	397.25	401.95	407.55	391.65	386.95
Kotak Mahindra Bank	547.10	548.72	553.38	559.67	542.43	537.77
Larsen & Toubro	1382.35	1376.75	1400.45	1418.55	1358.65	1334.95
Mahindra & Mahindra	684.80	685.57	690.38	695.97	679.98	675.17
Maruti Suzuki	1120.85	1118.22	1127.48	1134.12	1111.58	1102.32
NTPC	166.25	165.62	169.03	171.82	162.83	159.42
ONGC	280.65	279.22	282.93	285.22	276.93	273.22
PNB	740.50	732.97	750.83	761.17	722.63	704.77
Power Grid Corpn.	118.30	118.02	119.33	120.37	116.98	115.67
Ranbaxy Labs.	509.20	506.67	518.33	527.47	497.53	485.87
Reliance Industries	742.55	740.37	750.18	757.82	732.73	722.92
Reliance Infra	504.00	501.67	510.23	516.47	495.43	486.87
SAIL	84.65	84.88	86.02	87.38	83.52	82.38
SBI	2005.35	1998.25	2021.50	2037.65	1982.10	1958.85
Sesa Goa	181.40	181.77	183.53	185.67	179.63	177.87
Siemens	671.35	668.63	678.22	685.08	661.77	652.18
Sterlite Inds. (I)	102.15	102.33	103.32	104.48	101.17	100.18
Sun Pharma Inds.	659.95	657.32	666.13	672.32	651.13	642.32
TCS	1236.90	1231.75	1245.40	1253.90	1223.25	1209.60
Tata Motors	220.95	219.70	223.25	225.55	217.40	213.85
Tata Power	97.30	96.98	98.07	98.83	96.22	95.13
Tata Steel	397.00	397.27	402.03	407.07	392.23	387.47
Wipro	347.15	343.80	351.60	356.05	339.35	331.55

Disclaimer:

This document prepared by our research analysts does not constitute an offer or solicitation for the purchase or sale of any financial instrument or as an official confirmation of any transaction. The information contained herein is from publicly available data or other sources believed to be reliable but we do not represent that it is accurate or complete and it should not be relied on as such. Santosh Kumar Kejriwal Securities Private. Limited. or any of its affiliates shall not be in any way responsible for any loss or damage that may arise to any person from any inadvertent error in the information contained in this report. This document is provide for assistance only and is not intended to be and must not alone be taken as the basis for an investment decision.

Research Desk

Abhisek Bhutra

+91-33-22254840

abhisek@Kejriwalgroup.in

Manish Pareek

+91-33-39837786

mukesh@Kejriwalgroup.in

Shradha Mimani

+91-33-39837700

shradha@Kejriwalgroup.in

Dealing Desk

Vishal Agarwal

+91-22-22021707

Ram Chander Yadav

+91-22-22831632

Mukesh Kumar

+91-33-39837786

Marketing and Corporate Communication

Brajesh Dhandhanian

+91-33-39837760

Seema Pasari

+91-33-39837742

Saumitra Mukharjee

+91-33-39837749

Santosh Kumar Kejriwal Securities Pvt. Ltd.

Kolkata (Registered Office)

6th Floor, Govind Bhavan

2, Braborne Road, Kolkata · 700001

Voice: 2225 4840, 3983 7700

Fax: +91 33 3983 7741

Mumbai Office

714, Raheja Centre, 7th Floor

214. Nariman Point,

Mumbai400021

Voice: 2202 1707, 2283 1632

Equity Research | Derivatives | IPOs | Online Trading
Currency Trading | Mutual Funds | Options Research
Commodities | Insurance Broking

NSE | BSE | NSEL | MCX | IRDA