

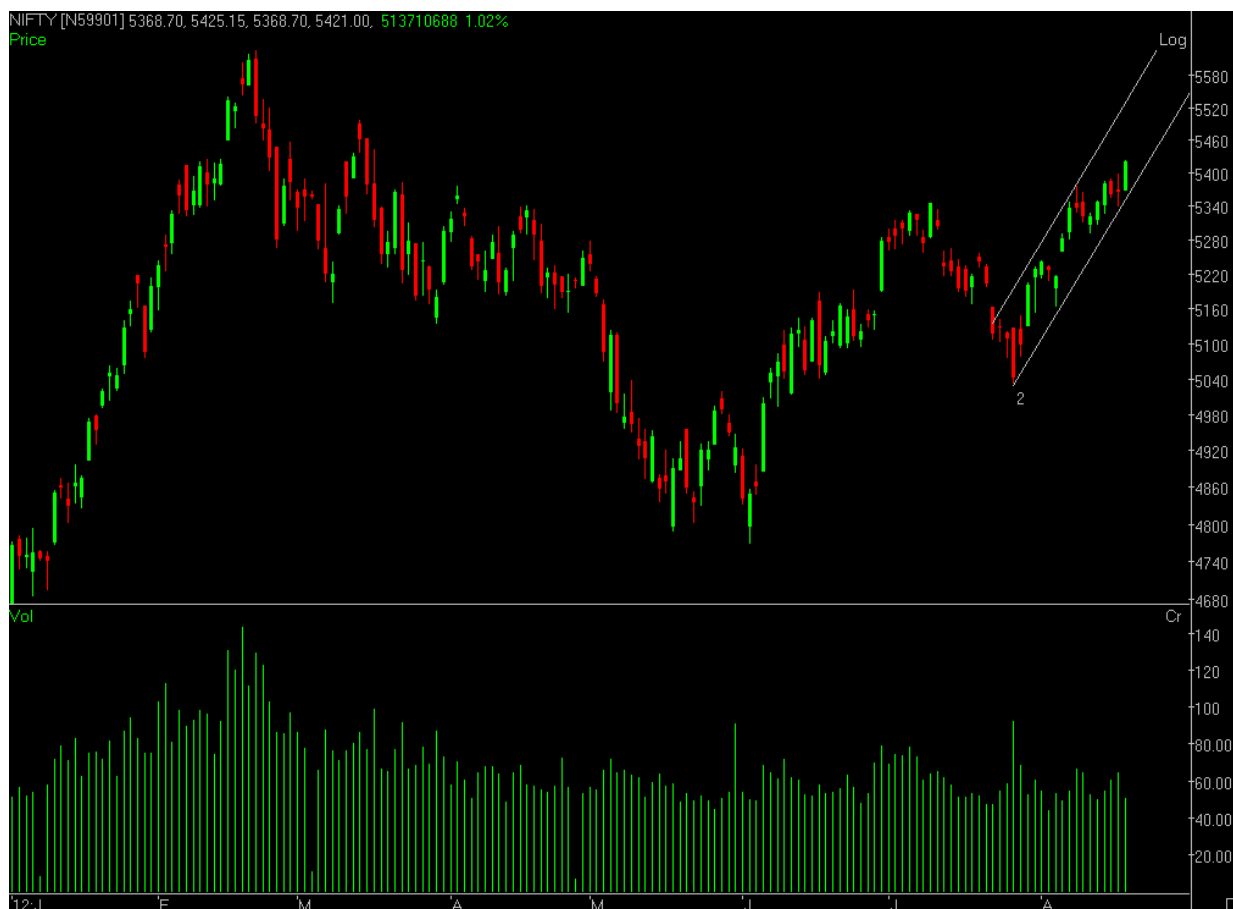
Wednesday, August 22, 2012

# The Trend Today



Santosh Kumar Kejriwal Securities Pvt. Ltd.

# Market Outlook



## Nifty Technical outlook for the day

The uptrend in Nifty is still intact. Market added another 1% in order to close above its 5 month high level. Smart rally was seen in the second half of the day. The good thing about today's up move was that it saw participation from all the major sectors along with the midcap counters. We maintain our positive view on market and expect it to test 5500 soon.

# Stock Picks

## RELIANCECAPITAL

**BUY**

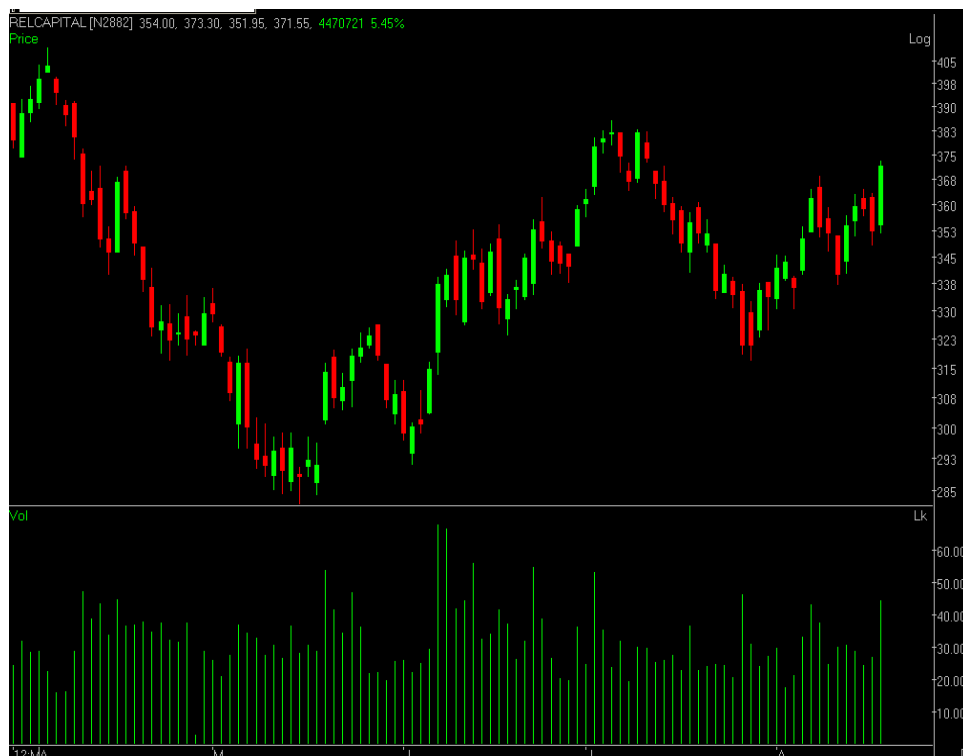
CMP: 371

TGT1: 382

TGT2: 410

Stop Loss: 353

The stock is in a uptrend with a bullish flag like formation on the daily chart. A 5% jump with a high volume indicates the strength of the momentum.



## TATASTEEL

**WATCH**

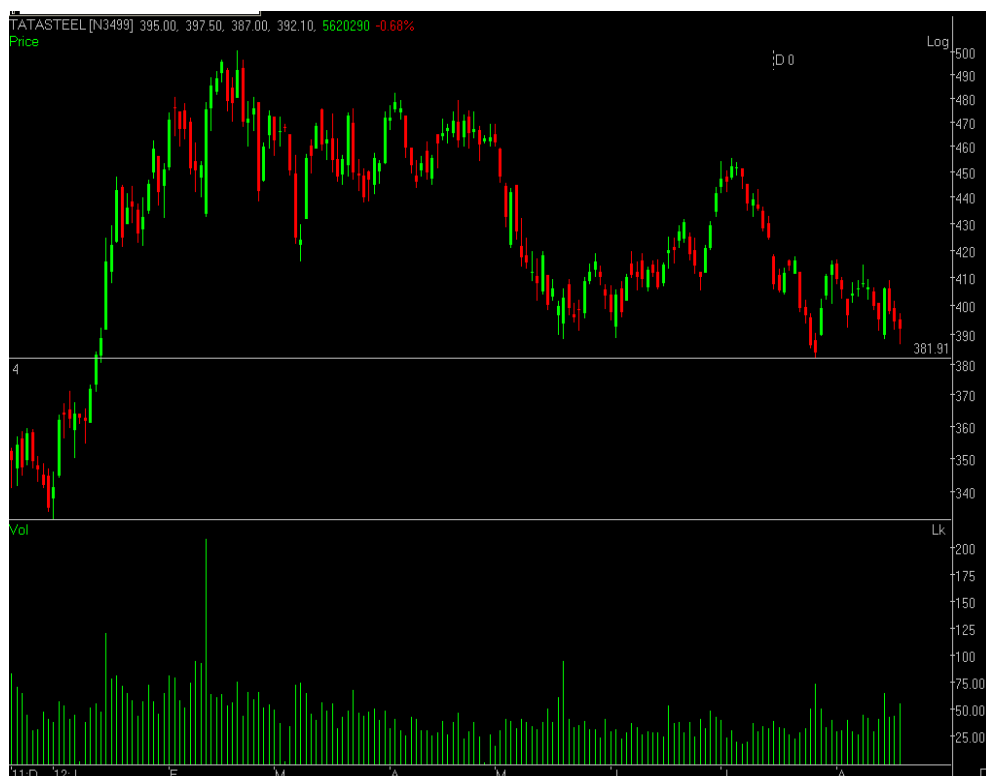
CMP: 392

TGT1: -

TGT2: -

Stop Loss: -

We spotted a potential bearish head and shoulder formation on the daily chart of Tata Steel. As the stock is near support and market in a bull trend, we suggest a cautionary note and not to initiate any new fresh long position in this stock. Immediate support lies at 381.



## Pivot Levels for the Day

Company Name	Close (In Rs)	Pivot Point	R1	R2	S1	S2
ACC	1357.85	1346.95	1373.90	1389.95	1330.90	1303.95
Ambuja Cement	194.25	192.93	196.82	199.38	190.37	186.48
Asian Paints	3694.10	3684.82	3723.28	3752.47	3655.63	3617.17
Axis Bank	1110.70	1108.60	1119.80	1128.90	1099.50	1088.30
BHEL	231.85	231.35	233.00	234.15	230.20	228.55
BPCL	338.75	339.72	343.53	348.32	334.93	331.12
Bajaj Auto	1712.35	1709.25	1720.50	1728.65	1701.10	1689.85
Bank Of Baroda	636.85	636.90	640.80	644.75	632.95	629.05
Bharti Airtel	258.55	259.33	263.12	267.68	254.77	250.98
Cairn India	331.85	332.87	335.73	339.62	328.98	326.12
Cipla	359.95	360.47	364.88	369.82	355.53	351.12
Coal India	352.45	350.57	355.43	358.42	347.58	342.72
DLF	216.10	213.83	219.27	222.43	210.67	205.23
Dr Reddys Lab	1659.95	1655.78	1670.07	1680.18	1645.67	1631.38
GAIL India	369.65	366.23	374.12	378.58	361.77	353.88
Grasim Industries	3047.20	3040.87	3071.33	3095.47	3016.73	2986.27
HCL Tech.	557.75	556.08	560.67	563.58	553.17	548.58
HDFC	732.50	726.18	741.32	750.13	717.37	702.23
HDFC Bank	596.40	594.37	600.53	604.67	590.23	584.07
Hero MotoCorp	1921.05	1917.05	1936.00	1950.95	1902.10	1883.15
Hindalco	112.35	111.85	113.50	114.65	110.70	109.05
Hindustan Unilever	513.60	509.70	518.70	523.80	504.60	495.60
ICICI Bank	975.20	970.95	983.25	991.30	962.90	950.60
IDFC	144.35	143.27	145.78	147.22	141.83	139.32
ITC	260.75	260.77	262.18	263.62	259.33	257.92
Infosys	2409.00	2404.33	2443.67	2478.33	2369.67	2330.33
JP Associate	77.20	76.53	78.12	79.03	75.62	74.03
Jindal Steel & Power	404.40	402.75	408.65	412.90	398.50	392.60
Kotak Mahindra Bank	588.70	587.50	592.00	595.30	584.20	579.70
Larsen & Toubro	1466.75	1456.27	1482.53	1498.32	1440.48	1414.22
Mahindra & Mahindra	785.55	779.78	793.67	801.78	771.67	757.78
Maruti Suzuki	1187.90	1187.00	1197.90	1207.90	1177.00	1166.10
NTPC	173.75	172.02	176.53	179.32	169.23	164.72
ONGC	287.05	285.42	289.73	292.42	282.73	278.42
PNB	719.80	723.52	728.08	736.37	715.23	710.67
Power Grid Corpn.	119.55	118.78	121.02	122.48	117.32	115.08
Ranbaxy Labs.	514.05	515.60	519.05	524.05	510.60	507.15
Reliance Industries	814.25	816.82	821.33	828.42	809.73	805.22
Reliance Infra	514.60	511.82	519.23	523.87	507.18	499.77
SAIL	84.85	84.23	85.72	86.58	83.37	81.88
SBI	1915.10	1907.40	1925.65	1936.20	1896.85	1878.60
Sesa Goa	193.65	191.23	197.12	200.58	187.77	181.88
Siemens	658.15	657.55	665.00	671.85	650.70	643.25
Sterlite Inds. (I)	113.90	112.13	116.52	119.13	109.52	105.13
Sun Pharma Inds.	665.75	663.52	671.48	677.22	657.78	649.82
TCS	1298.65	1293.58	1310.07	1321.48	1282.17	1265.68
Tata Motors	246.20	244.85	248.60	251.00	242.45	238.70
Tata Power	99.80	98.78	101.02	102.23	97.57	95.33
Tata Steel	392.10	392.20	397.40	402.70	386.90	381.70
Wipro	355.75	354.97	359.28	362.82	351.43	347.12

## Disclaimer:

This document prepared by our research analysts does not constitute an offer or solicitation for the purchase or sale of any financial instrument or as an official confirmation of any transaction. The information contained herein is from publicly available data or other sources believed to be reliable but we do not represent that it is accurate or complete and it should not be relied on as such. Santosh Kumar Kejriwal Securities Private. Limited. or any of its affiliates shall not be in any way responsible for any loss or damage that may arise to any person from any inadvertent error in the information contained in this report. This document is provide for assistance only and is not intended to be and must not alone be taken as the basis for an investment decision.

## Research Desk

**Abhisek Bhutra**

+91-33-22254840

abhisek@Kejriwalgroup.in

**Manish Pareek**

+91-33-39837786

mukesh@Kejriwalgroup.in

**Shradha Mimani**

+91-33-39837700

shradha@Kejriwalgroup.in

## Dealing Desk

**Vishal Agarwal**

+91-22-22021707

**Ram Chander Yadav**

+91-22-22831632

**Mukesh Kumar**

+91-33-39837786

## Marketing and Corporate Communication

**Brajesh Dhandhanian**

+91-33-39837760

**Seema Pasari**

+91-33-39837742

**Saumitra Mukharjee**

+91-33-39837749

# Santosh Kumar Kejriwal Securities Pvt. Ltd.

Kolkata ( Registered Office)

6th Floor, Govind Bhavan

2, Braborne Road, Kolkata · 700001

Voice: 2225 4840, 3983 7700

Fax: +91 33 3983 7741

Mumbai Office

714, Raheja Centre, 7th Floor

214. Nariman Point,

Mumbai400021

Voice: 2202 1707, 2283 1632

Equity Research | Derivatives | IPOs | Online Trading  
Currency Trading | Mutual Funds | Options Research  
Commodities | Insurance Broking

NSE | BSE | NSEL | MCX | IRDA